



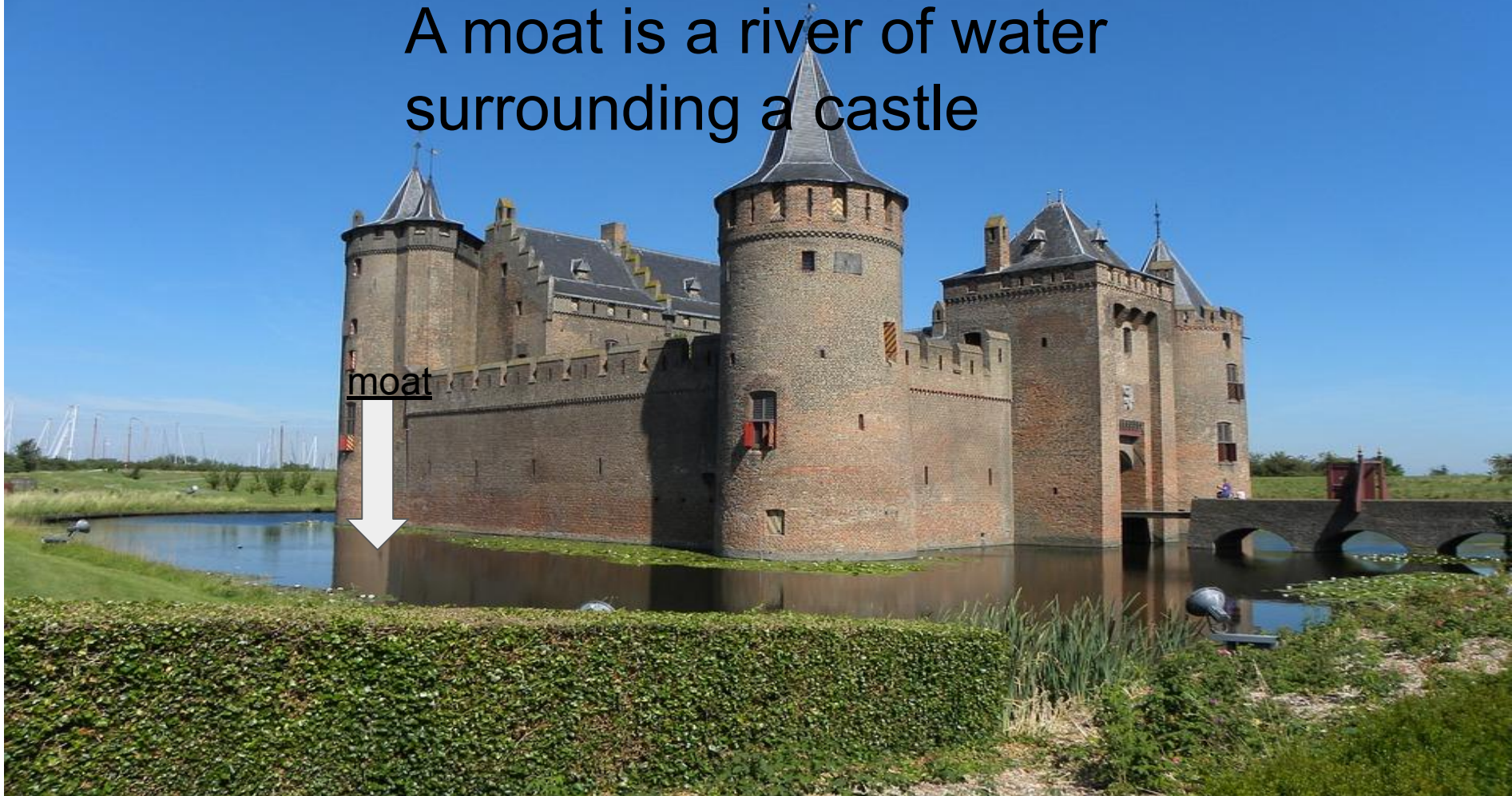
Parts of a castle

A loophole is a hole where people can shoot their enemies



A moat is a river of water surrounding a castle

moat




The bailey is a inner courtyard

← bailey





A portcullis is a big lattice door with holes to allow people to shoot from the inside

Portcullis



A gatehouse is the main entrance to a castle. It has reinforced traps to keep enemies from entering the castle



A photograph of a drawbridge leading to a stone archway. The bridge is made of several wooden planks and is currently in the down position. Two heavy metal chains are attached to the bridge and run up the stone walls to the archway. The archway is made of rough-hewn stone and contains a wooden door with a decorative emblem and the number '26' above it. The walls are made of light-colored, textured stone or plaster.

A drawbridge is a moveable bridge that goes up and down

Curtain walls are the main walls to a castle.  
They are made out of stone and other  
materials



Curtain walls





Those are the parts of a castle

